

RAFIX 22 FS⁺, illuminated pushbutton ring lighting, collar round, momentary contact function, frontring white, bezel black



fields of application

- › Measurement-control-regulation
- › Electrical engineering
- › Mechanical and system engineering
- › Vehicle construction
- › Handheld terminals
- › Industrial robots

special features

- › Illuminated pushbutton with ring illumination
- › Illumination of the front ring with SMT LED
- › Colour of lens black
- › Low installation depth 9.2 mm (PCB) or 27 mm (QC)
- › Special tactile feedback
- › Ideal for operation with gloves
- › Connection types: PCB connection (PCB) or plug-in connection (QC)
- › PCB switching elements minimize assembly errors
- › Switching elements with silver contacts (max. 250 V/4 A) or gold contacts (max. 35 V/100 mA)
- › With the short-travel adapter, MICON 5 short-travel keyswitches can be used as switching element
- › Degree of protection: IP 65 on front side

Distributed by:



www.texim-europe.com



description

RAFIX control components are defined by RAFI as modular elements, including of actuator element, coupling if necessary and individual contact or lighting element.

Actuators (such as pushbuttons, emergency-stop pushbuttons, etc.) have the specified tactility, reset and general function only in combination with the appropriate contact elements.

technical data

› general

| | |
|------------------|-------|
| illuminated | Yes |
| Bezel color | black |
| Collar color | black |
| Front ring color | white |

The information in this data sheet only contains general descriptions and / or performance features, which may not apply precisely as described to the respective application, and which may change due to further product enhancements. The technical data, illustrations and other information about our products are the mere results of individual technical testing. These descriptions and other product features are only binding if they expressly agreed upon at the time of the conclusion of a binding contract. In all other cases, we reserve the right to make technical changes as well as changes of availability. Pictures and other graphic illustrations are approximations only. All product names may be trademarks or brand names of the RAFI Group or any other sub-supplier of RAFI. The use of such by any third parties for their own purposes may infringe the rights of the respective entity holding those rights.

date: May 29, 2020 page: 1/3

RAFI GmbH & Co. KG

Ravensburger Str. 128-134
88276 Berg / Ravensburg
Germany
www.rafi.de, info@rafi.de

| | |
|--|--|
| Collar shape | round |
| Operating temperature, min. | -25 °C |
| Operating temperature, max. | 70 °C |
| Storage temperature, min. | -40 °C |
| Storage temperature, max. | 80 °C |
| Packaging | Box |
| Packaging unit | 10 pcs. |
| Environment resistance | IEC 60068-2-14 IEC 60068-2-30 IEC 60068-2-33 IEC 60068-2-78 |
| Operating life | 1,000,000 Cycles |
| Degree of protection, front side, according to DIN EN 60529 | IP65 |
| UL Enclosure Type Rating front side | type 1 type 4X |
| Salt-spray resistance according to standard | IEC 60068-2-11 |
| Demontage möglich | No |
| SAP MOQ order | 10 |

> mounting diameters

| | |
|---------------------------|---------|
| Mounting hole | 22.3 mm |
| Mounting depth | 8.5 mm |
| Installation height | 10 mm |
| Grid, min. | 30 mm |
| Outside dimension, length | 29.8 mm |
| Outside dimension, width | 29.8 mm |
| Outside dimension, height | 10 mm |

> mechanical data

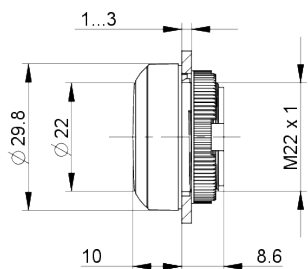
| | |
|------------------------|----------------------------|
| Actuation function | momentary contact function |
| Operating torque | 1.2 Nm |
| Operating travel, max. | 4 mm |
| Fixing | Threaded ring |

direct links

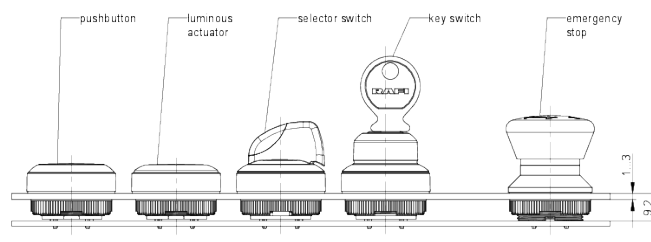
> [RAFI eCatalog](#)

drawings

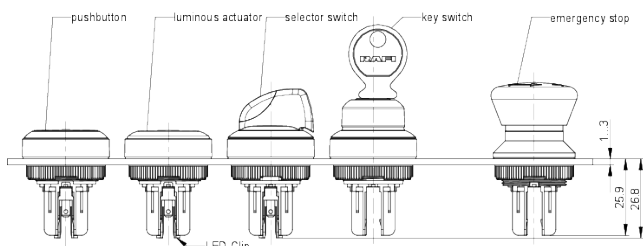
Dimensioned drawing



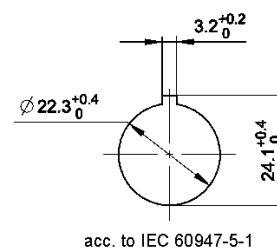
System drawing



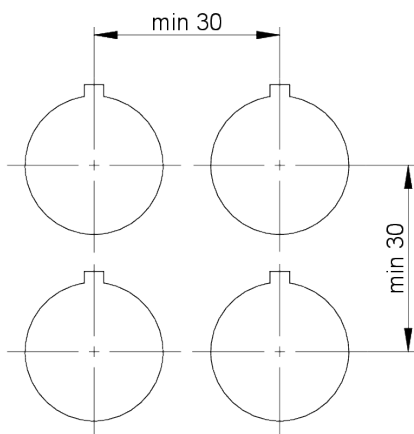
System drawing



Mounting hole drawing



front panel drawing



The Netherlands



Elektrostraat 17
NL-7483 PG Haaksbergen

T: +31 (0)53 573 33 33
F: +31 (0)53 573 33 30
E: nl@texim-europe.com

Belgium



Zuiderlaan 14 bus 10
B-1731 Zellik

T: +32 (0)2 462 01 00
F: +32 (0)2 462 01 25
E: belgium@texim-europe.com

UK & Ireland



St. Mary's House, Church Lane
Carlton Le Moorland
Lincoln LN5 9HS

T: +44 (0)1522 789 555
F: +44 (0)845 299 22 26
E: uk@texim-europe.com

Germany North



Bahnhofstrasse 92
D-25451 Quickborn

T: +49 (0)4106 627 07-0
F: +49 (0)4106 627 07-20
E: germany@texim-europe.com

Germany South



Martin-Kollar-Strasse 9
D-81829 München

T: +49 (0)89 436 086-0
F: +49 (0)89 436 086-19
E: germany@texim-europe.com

Austria



Warwitzstrasse 9
A-5020 Salzburg

T: +43 (0)662 216 026
F: +43 (0)662 216 026-66
E: austria@texim-europe.com

Nordic region



Sdr. Jagtvej 12
DK-2970 Hørsholm

T: +45 88 20 26 30
F: +45 88 20 26 39
E: nordic@texim-europe.com

Italy



Via Matteotti 43
IT-20864 Agrate Brianza (MB)

T: +39 (0)39 971 3293
F: +39 (0)39 971 3293
E: italy@texim-europe.com

General information



info@texim-europe.com
www.texim-europe.com